

## R03HE

October 23, 2003

Dear Blue Bird Owner:

This notice is sent to you in accordance with the requirements of the National Traffic and Motor Vehicle Safety Act.

Blue Bird Corporation has decided that a defect which relates to motor vehicle safety exists in certain Blue Bird 2004 model year "Vision" (BBCV) conventional type school buses manufactured from June 12, 2003 through September 24, 2003. Affected models are equipped with Option 40280-02 Ammeter, which affected our wiring of the engine air intake grid heater. Blue Bird Corporation is conducting a recall to correct this defect.

The defect involves the bus bar that connects the ammeter shunt to the engine air intake grid heater Megafuse. The improper installation of this bus bar creates excessive electrical resistance and potential overheating of the grid heater power circuit.

Blue Bird Corporation's evaluation of the risk to motor vehicle safety is that if the Megafuse in the grid heater power supply should overheat the potential exists for fire in the engine compartment.

Your Blue Bird bus(es) affected by recall R03HE are identified by body serial number(s) on the enclosed reply sheets. **You should have this condition corrected immediately.**

Federal law requires that any vehicle lessor receiving this recall notice must forward a copy of this notice to the lessee within ten days.

If you no longer own the subject bus(es), please complete the appropriate section of the **yellow** reply sheet and return to Blue Bird in the enclosed **pink** postage prepaid envelope.

To receive parts required to complete this recall, confirm your proper shipping address, sign and return the enclosed **yellow** parts request sheet and return it to Blue Bird in the enclosed **pink** postage prepaid reply envelope. Modification parts will be shipped to you "No Charge" via UPS.

**R03HE**

Page 2

A qualified technician should perform this modification or you may contact your Blue Bird distributor for assistance. Reimbursement for labor may be obtained by completing the **pink** request for reimbursement sheet provided and returning it to Blue Bird in the enclosed **pink** postage prepaid envelope. Time required to perform recall R03HE is 18 minutes (0.3 hour) per bus.

If the modifications/repair directed by this modification was performed on your bus prior to the receipt of this recall notification, complete and sign the **pink** recall reply sheet and attach a copy of the work order/invoice. Mail the documents in the self-addressed postage paid **pink** envelope included with the recall notification to Blue Bird for warranty consideration. Reimbursements will be made in accordance with the requirements of the National Highway Transportation Safety Act, title 49 Code of Federal Regulations, Parts 573 and 577.

Important: Your prompt return of the **pink** reimbursement sheet, complete with the correct Body Serial Numbers, permits Blue Bird to update the record indicating recall has been completed and prevents the mailing of a second notice. This is much appreciated. We regret any inconvenience this may have caused.

If Blue Bird Corporation should fail to or is unable to remedy this condition without charge to you, you may contact:

**ADMINISTRATOR  
NATIONAL HIGHWAY TRAFFIC SAFETY ADMINISTRATION  
WASHINGTON, D.C. 20590**

or you may call The National Highway Traffic Safety Administration toll free at:

1-888-327-4236

Questions regarding this recall campaign should be directed to me at (478) 822-2242.

Thank you,

Bill Coleman  
Recall Administrator  
**BLUE BIRD CORPORATION**



# Grid Heater Megafuse Holder Modification

**MODELS AFFECTED:** 2004 Blue Bird "Visions" (BBCV) with Option 40280-02 Ammeter

## ISSUE


The bus bar connecting the ammeter shunt to the engine air intake grid heater may have been incorrectly installed.

## CORRECTIVE ACTION

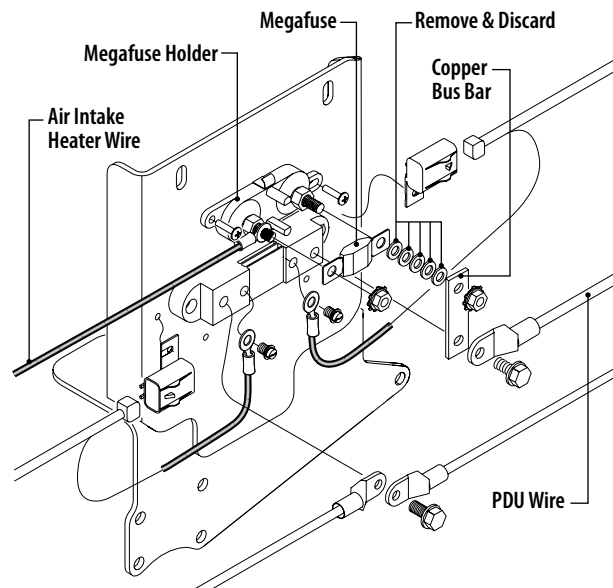
Removal of original megafuse holder and flat washers under megafuse bus bar and replace with new megafuse holder and spacer plate.

## PROCEDURE

- 1** Park vehicle on level surface, apply parking brake and chock the wheels.
- 2** Disconnect battery cables.
- 3** Raise the engine hood and locate the ammeter shunt, copper bus bar and megafuse for the engine air intake heater located on the back side of air cleaner bracket directly above the engine valve cover. Unfasten rubber cover to access nuts on megafuse.
- 4** Remove nuts and star washers from megafuse holder. Remove engine air intake heater wire. (Note: Spraying threads with WD 40 lubricant may facilitate removal of nuts.)
- 5** Remove and keep the capscrew that attaches the copper bus bar to the ammeter shunt. Remove PDU (Power Distribution Unit) wire from rear of ammeter shunt. Remove and keep copper bus bar. Remove and discard flat washers.
- 6** Remove the megafuse holder by removing two screws. Discard the screws and megafuse holder.



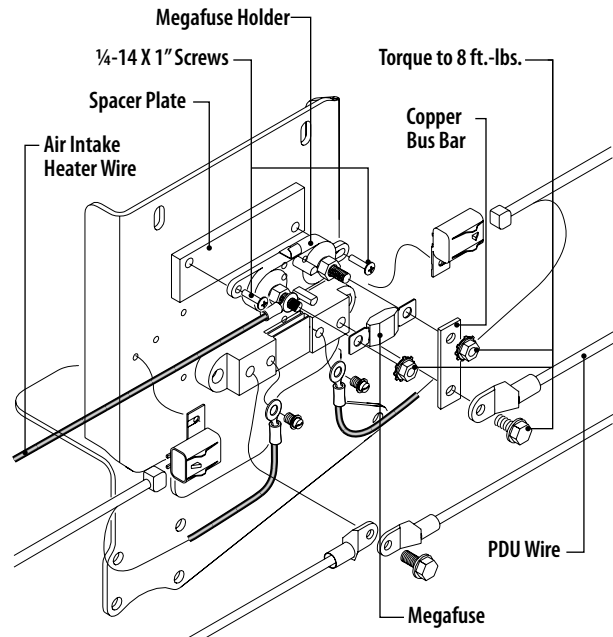
Megafuse Location



Steps 4 Thru 6



- 7** Install spacer plate between new megafuse holder and air cleaner bracket. Attach with two 1/4-14 x 1 inch screws.
- 8** Install engine air intake heater wire to front of megafuse with star washer and nut provided with megafuse holder. Torque to 8 ft-lb.
- 9** Install copper bus bar from rear of ammeter to rear of megafuse with star washer and nut provided with megafuse holder. Torque nuts to 8 to ft-lb.
- 10** Install PDU wire to rear of shunt with capscrew removed in step 5. Torque capscrew to 8 to ft-lb.
- 11** Apply an electrical sealant (Red Enamel Glyptal Sealant, GE No. 1201 or equivalent).
- 12** Fasten rubber cover to cover all electrical connections on megafuse.
- 13** Close hood and connect battery cables. Connect positive battery cable to positive terminal and connect negative battery cable to negative terminal.



Steps 7 Thru 10

**PARTS LIST**

Part Number	Quantity	Description
0071453	1	Spacer, 1.38 x 4.81
1143684	2	Screw, 1/4 - 14 x 1Long, AB, ZN, SST
0043235	1	Holder, Fuse, Bussmann