

R99CL

March 18, 1999

Dear Blue Bird Owner:

This notice is sent to you in accordance with the requirements of the National Traffic and Motor Vehicle Safety Act.

Blue Bird Body Company has determined that a defect which relates to motor vehicle safety exist in certain 1996 through 1999 year model Blue Bird conventional school buses mounted on chassis with optional three battery configuration. Blue Bird is conducting a recall to correct this defect.

The defect involves the routing of the battery cables on the subject buses. The battery cables may not have been routed properly on buses equipped with optional three batteries. Improper routing of the battery cables could place the positive cable immediately behind the battery hold down clamp. When batteries are pushed back into the battery compartment the positive cable may be chafed or pinched causing a short to ground in the positive cable.

Blue Bird Body Company's evaluation of the risk to motor vehicle safety reasonably related to this defect is the potential for fire hazard in the event a short to ground occurs in the positive battery cable.

Your Blue Bird bus(es) affected by recall R99CL are identified by body serial number(s) on the enclosed reply sheets. Your buses should be inspected immediately for proper battery cable routing.

If your buses are equipped with three batteries, sign the "yellow" reply sheet and return to Blue Bird in the pink postage paid envelope. Modification parts will be shipped to you "no charge" via UPS.

If your buses ARE NOT equipped with three batteries, check column "B" on the "pink" reply sheet, sign and return to Blue Bird in the enclosed pink postage prepaid reply envelope. No further action is required.

If you no longer own the subject bus(es), please complete the appropriate section of the yellow reply sheet and return to Blue Bird in the enclosed pink postage prepaid envelope.

R99CL

Page 2

You may perform this modification yourself or have the work done by a qualified repair facility convenient to you. You may contact your Blue Bird distributor for assistance. Reimbursement for labor may be obtained by completing the **pink** request for reimbursement sheet provided and returning it to Blue Bird in the enclosed pink postage prepaid envelope. Time required to perform recall R99CL is 30 minutes (0.5 hour) per bus

Important: Your prompt return of the pink reimbursement sheet, complete with the correct Body Serial Numbers, permits Blue Bird to update the record indicating recall has been completed and prevents the mailing of a second notice. This is much appreciated. We regret any inconvenience this may have caused.

If Blue Bird Body Company should fail to or is unable to remedy this condition without charge to you, you may contact:

**ADMINISTRATOR
NATIONAL HIGHWAY TRAFFIC SAFETY ADMINISTRATION
WASHINGTON, D.C. 20590**

or you may call The National Highway Traffic Safety Administration toll free at:

1-800-424-9393

Washington D.C. residents may call: 202-366-0123.

Questions regarding this recall campaign should be directed to me at (912) 822-2242.

Thank you,

Bill Coleman
Recall Administrator

BLUE BIRD BODY COMPANY

RECALL R99CL
OPTION FOR THREE BATTERIES
CABLE ROUTING MODIFICATION

1. If not already done, check bus for battery configuration. Only buses with optional three batteries in the battery compartment are subject to this recall. *If bus is equipped with one or two batteries, no further action is required.*
2. Park bus on level surface and remove keys from ignition and chock wheels.
3. Identify negative cable, disconnect from battery and remove original grommet and discard. If negative cable is not routed through rear hole in battery compartment, pull cable and grommet through back of compartment. Remove original grommet and discard.
4. Disconnect battery cable clamp bracket located on rear of battery compartment. Disconnect clamps from battery cables.
5. Disconnect positive battery cable from battery and pull cable and grommet through back of battery compartment. Inspect cable for damage. If cable is damaged, obtain replacement cable from your nearest chassis manufacturer dealer. Attach copy of invoice to request for reimbursement sheet to receive payment for cable.
6. Drill a 1 3/4" diameter hole directly below rearmost battery cable hole. See Figure 1. Install new neoprene grommet over cable and route positive cable through new hole. Install new neoprene grommet into hole to protect cable.
7. Remove rubber grommet from hole directly behind battery hold down. Install cap plug (#1244128) as indicated by shaded area in Figure 1 on page 1.
8. Remove rubber grommet in rearmost upper hole. Install new neoprene grommet (#0421792). Route negative battery cable through upper hole.

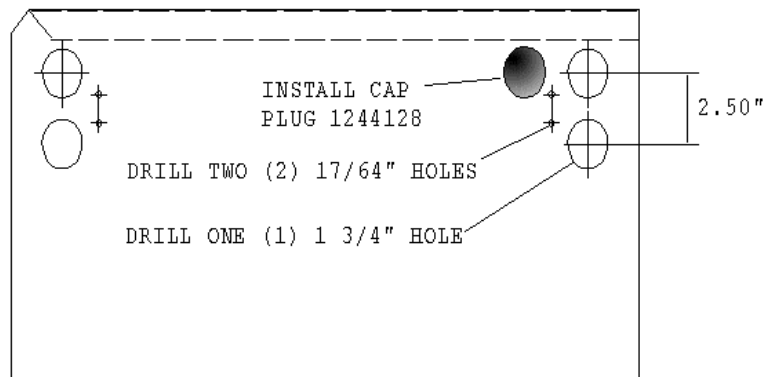


Figure 1

Recall R99CL
Instructions
Page 2

10. Reattach battery cable clamps. Using the clamp angle bracket as a guide, mark and drill the two (2) 17/64" holes for the battery cable clamp. Reinstall bolts in the battery cable clamp angle bracket. *Do not tighten at this time.*

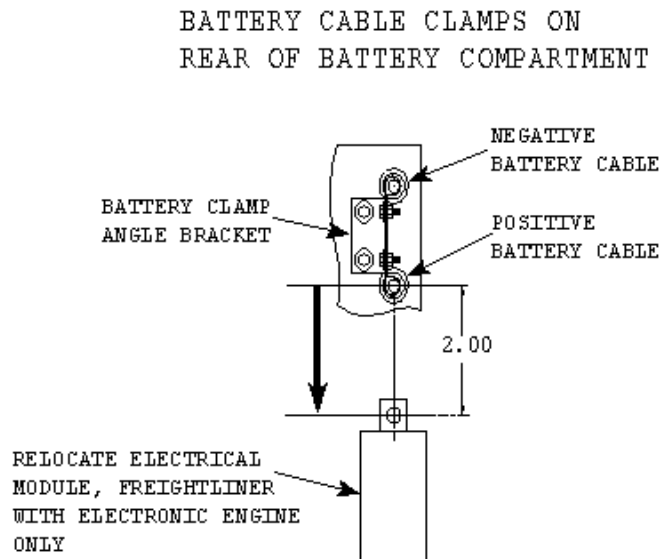


Figure 2

Recall R99CL
Instructions
Page 3

11. Route positive cable through bottom rearmost hole in the battery compartment and reconnect to positive battery terminal.
12. Route negative cable through the top rearmost hole in the battery compartment and reconnect to negative battery terminal.

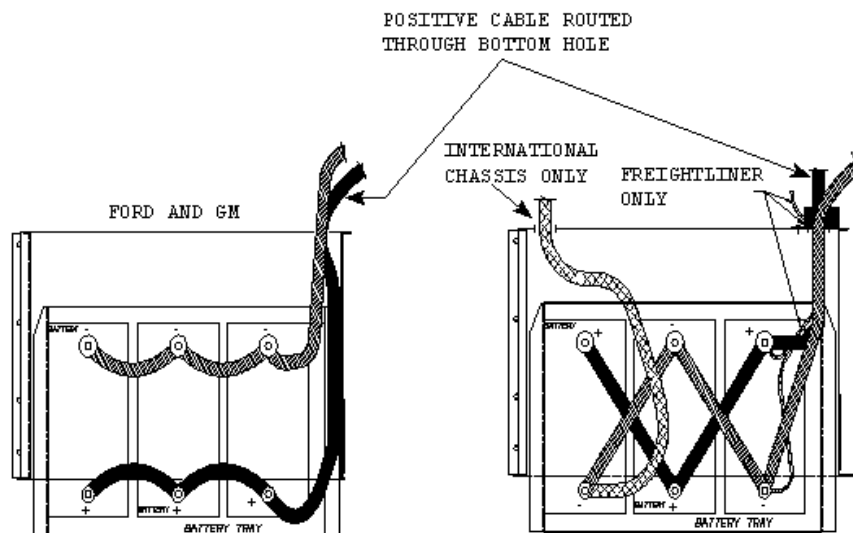


Figure 3

13. For electronic engines the computer harness is not shown. However, computer harness must be kept as low as possible to prevent damage to cables when sliding battery tray out of battery compartment. Tie to the battery cables with nylon tie straps if necessary.
14. Tighten the two (2) bolts in the battery cable clamp angle bracket on back of battery compartment. Tighten clamps around battery cables.
15. Carefully slide battery tray into compartment. Check for binding or pinching of cables. Adjust as needed.

March 15, 1999

MEMO TO: CANADIAN DISTRIBUTORS

**SUBJECT: RECALL R99CL ROUTING OF BATTERY CABLES ON
CONVENTIONAL BUSES EQUIPPED WITH THREE BATTERIES**

This notice is sent to you in accordance with the requirements of the Canadian Motor Vehicle Safety Act.

Blue Bird Body Company has determined that a defect which relates to motor vehicle safety exist in certain Blue Bird conventional model buses mounted on chassis with optional three battery configuration. Blue Bird is conducting a recall to correct this defect. A copy of R99CL is attached. A printout identifying affected units delivered in your service area is also enclosed.

Distributors should verify correct owners and that complete shipping addresses are provided for each listed vehicle. If you have in your possession or have sold a vehicle that was purchased from another distributor that may be affected by this recall, please notify me at 912-822-2242.

Notification will be sent directly to owners. Modification kits for recall R99CL will be shipped "No Charge" via UPS. Time required to perform Recall R99CL is 30 minutes (0.5 hr.) per bus. Parts will be available beginning March 18, 1999.

Owners are being advised they may perform this work themselves or have the work performed by a local repair facility. They may also contact their distributor for assistance. The owner notification for R99CL will include a labor reimbursement sheet, which will permit owners to file for reimbursement for labor directly to Blue Bird Body Company. For units modified by the distributor, warranty applications may be submitted to Blue Bird via BBOND (use CBCLAIM in warranty menu).

Should questions arise concerning this recall, please contact me at (912) 822-2242.

Sincerely,

Bill Coleman
Recall Administrator

R99CL

March 18, 1999

Dear Blue Bird Owner:

This notice is sent to you in accordance with the requirements of the Canadian Motor Vehicle Safety Act.

Blue Bird Body Company has determined that a defect which relates to motor vehicle safety exist in certain Blue Bird conventional model buses mounted on chassis with optional three battery configuration. Blue Bird is conducting a recall to correct this defect.

The defect involves the routing of the battery cables on the subject buses. The battery cables may not have been routed properly on buses equipped with optional three batteries. Improper routing of the battery cables could place the positive cable immediately behind the battery hold down clamp. When batteries are pushed back into the battery compartment the positive cable may be chafed or pinched causing a short to ground in the positive cable.

Your Blue Bird bus(es) affected by recall R99CL are identified by body serial number(s) on the enclosed pink labor reimbursement sheet. If you no longer own the subject bus(es), please complete the appropriate section of the pink labor reimbursement sheet and return to Blue Bird at the address below.

Modification parts will be shipped to you "No Charge" via UPS. Time required to install the fuel filler hose shield is 30 minutes (0.5hr).

You may perform this modification yourself or have the work done by a qualified repair facility convenient to you. You may contact your Blue Bird distributor for assistance. Reimbursement for labor may be obtained by completing the pink request for reimbursement sheet provided and returning it to:

Attn: Recall Administrator
Blue Bird Body Company
P.O. Box 937
Fort Valley, GA 31030

R99CL

Page 2

If Blue Bird Company should fail to or is unable to remedy this condition without charge to you, you may contact:

**RECALL OFFICER
ROAD SAFETY TRANSPORT CANADA
TOWER II CANADA BUILDING
344 SLATER STREET
OTTAWA, ONTARIO CANADA K1A 0H5**

or you may call The Road Safety Transport Canada toll free at:

1-800-333-0510

Questions regarding this recall campaign should be directed to me at (912) 822-2242.

Thank you,

Bill Coleman
Recall Administrator

BLUE BIRD BODY COMPANY

FINAL NOTICE

DATE: JUNE 29, 1999

TO: BLUE BIRD OWNERS

SUBJECT: RECALL R99CL BATTERY CABLE ROUTING

According to our records, we have not receive a response to our recall notification R99CL dated March 18, 1999 pertaining to the battery cable routing on 1996 through 1999 year model Blue Bird conventional buses equipped with optional three batteries.

If this is the first time you received notification of Recall R99CL, please read complete notification and follow the instructions provided. Return the yellow parts request sheet and we will ship parts as soon as possible via UPS.

If you have already received notification of Recall R99CL and have not received the appropriate modification parts, please complete the yellow parts request sheet and return to Blue Bird in the pink postage prepaid envelope as directed by the enclosed recall notification.

If you have already made the changes as outlined in the attached recall notification, please complete and mail the pink reply sheet to us in the postage paid pink reply envelope.

Thank you for your prompt attention to this matter.

Sincerely,

Bill Coleman
Recall Administrator

BLUE BIRD BODY COMPANY