

R99CN

April 28, 1999

Dear Blue Bird Owner:

This notice is sent to you in accordance with the requirements of the National Traffic and Motor Vehicle Safety Act.

Blue Bird Body Company has determined that a defect which relates to motor vehicle safety exists in certain Blue Bird TC/2000, Conventional, Mini Bird, and Micro Bird model school buses delivered from April 02, 1997 through January 04, 1999. Blue Bird is conducting a recall to correct this defect.

The defect involves the attachment of the passenger seat at the wall side of the seat. The wall side attaching bolt may have been inadvertently installed too close to the edge of the seat ledge and in the wrong attaching hole, resulting in weakening of the seat ledge at the attachment points. Blue Bird Body Company's evaluation of the risk to motor vehicle safety reasonably related to this defect is the possibility that in the event of severe frontal impact the rear attaching bolt may separate from the seat ledge and present a risk to occupants. You should have this condition corrected immediately.

Your Blue Bird bus(es) affected by recall R99CN are identified by body serial number(s) on the enclosed reply sheets. If you no longer own the subject bus(es), please complete the appropriate section of the pink reply sheet and return to Blue Bird in the enclosed pink postage prepaid envelope.

You must inspect each seat wall attachment for the following and record the data on the enclosed inspection sheets for Recall R99CN.

- a. Type of bolt used (see instructions)
- b. Hole location of rear bolt (see instructions)
- c. Position of bolt to edge of seat ledge (Pass/Fail-see instructions)

A Pass/Fail check gauge is included with this notification to determine position of attaching bolt to edge of seat ledge. Instructions for using the check gauge are enclosed. **A separate inspection sheet is to be used for each bus inspected.** You may make copies of the inspection sheets if needed.

When inspections are completed return the inspections sheets to:

Blue Bird Body Company
P.O. Box 937
Fort Valley GA 31030
Attn: Recall Administrator

Modification parts will be available beginning April 28, 1999. Modification parts will be shipped "No Charge" to you via UPS. Instructions for installing modification parts are attached.

You may perform the inspections and modifications yourself or have the work done by a qualified repair facility convenient to you. You may contact your Blue Bird distributor for assistance. To obtain reimbursement for labor complete the enclosed **pink** reply sheet provided and return to Blue Bird in the enclosed pink postage prepaid envelope. Time required to perform recall R99CN is five (5) minutes per seat.

Important: Your prompt return of the pink reimbursement sheet, complete with the correct Body Serial Numbers, permits Blue Bird to update the record indicating recall has been completed and prevents the mailing of a second notice. This is much appreciated. We regret any inconvenience this may have caused.

If Blue Bird Body Company should fail to or is unable to remedy this condition without charge to you, you may contact:

**ADMINISTRATOR
NATIONAL HIGHWAY TRAFFIC SAFETY ADMINISTRATION
WASHINGTON, D.C. 20590**

or you may call The National Highway Traffic Safety Administration toll free at:

1-800-424-9393

Washington D.C. residents may call: 202-366-0123.

Questions regarding this recall campaign should be directed to me at (912) 822-2242.

Thank you,

Bill Coleman
Recall Administrator

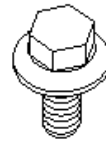
**RECALL R99CN
SCHOOL BUS PASSENGER SEAT WALL ATTACHMENT
INSPECTION PROCEDURES**

Each school bus passenger seat wall attachment must be inspected for the three (3) conditions listed below. Complete one reply sheet per bus. Enter the Blue Bird body number or VIN in the space provided on each sheet. **These conditions should be inspected at the same time. Make a copy of each inspection sheet and retain for your use when parts are received.**

1. **Check type of bolt used to attach seat frame to bus sidewall:** Indicate at top of inspection sheet the type of bolts used to attach seat to wall seat ledge. See illustrations of bolts below.



a) Hex head bolt without flange



b) Hex head bolt with flange

2. **Check location of bolt installation in seat wall mounting bracket (front, middle or rear hole):**

For all seats **without** seat belts, two (2) bolts are required. See Figure 1. One bolt will be located in the front hole. The second bolt will be located either in the middle hole or in the rear hole. Indicate the location of the bolts in each seat by placing a circle around front, middle or rear on the appropriate line on the inspection sheet.

Seats equipped with seat belts **are not involved** with this recall. Indicate seat belt equipped seats by writing "seat belts" on the appropriate line for each seat on the inspection reply sheet.

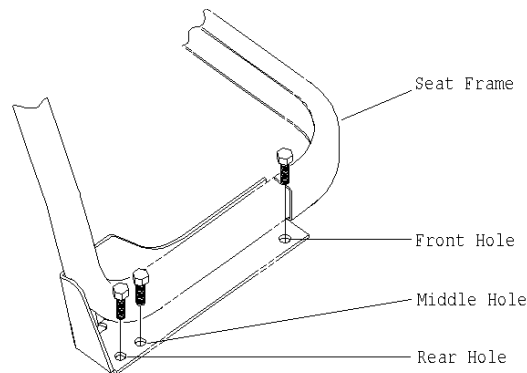


Figure 1

3. Check position of seat frame attaching bolts to bus sidewall:

Place check gauge at centerline of each bolt that attaches seat frame to wall ledge. See Figure 2. If check gauge contacts bolt and **does not** contact bus sidewall, check “F” (Failed) on inspection sheet as indicated for each bolt position. If the check gauge contacts sidewall while lined up with centerline of bolt, check “P” (Passed) on inspection sheet as indicated for each bolt position. See Figure 2. *NOTE: When checking position of bolt from sidewall be sure check gauge is below nut as shown in Figure 2.*

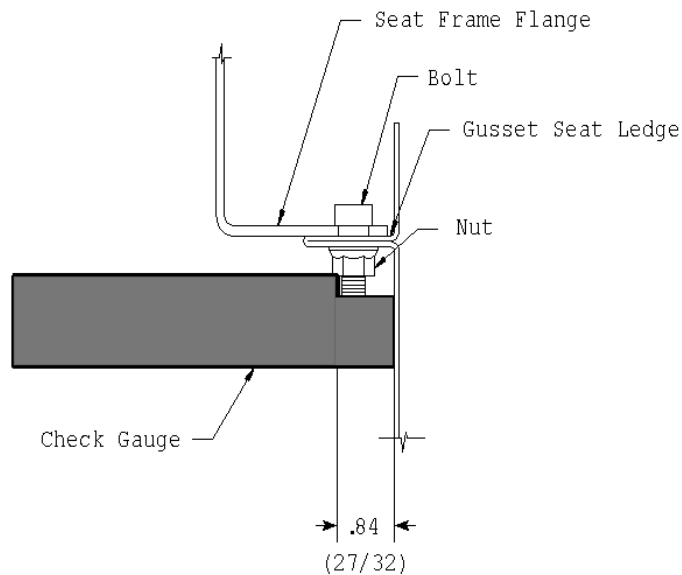


Figure 2

**RECALL R99CN
SCHOOL BUS PASSENGER SEAT WALL ATTACHMENT
MODIFICATION INSTRUCTIONS**

Using inspection sheet completed during inspection, identify condition(s) of each seat and perform modifications as indicated below.

1. If flange head bolts are located in front and middle holes, do the following:

- a) If bus sidewall to bolt dimension passes when checked with check gauge, no modifications are necessary.
- b) If bus sidewall to bolt dimension fails when checked with check gauge, (see Figure 2 in Inspection Procedures) back drill 11/32" (0.343) diameter hole using rear hole in seat frame mounting bracket as a guide. Remove nuts from bolts located in front and middle holes. Place additional bolt (1032283) in hole drilled at rear of bracket. Install bracket (0007142) with three bolts (1032283) and nuts (0829390). Torque all fasteners to 18-20 ft. lbs. See page 2 of instructions for illustration of bracket installation.

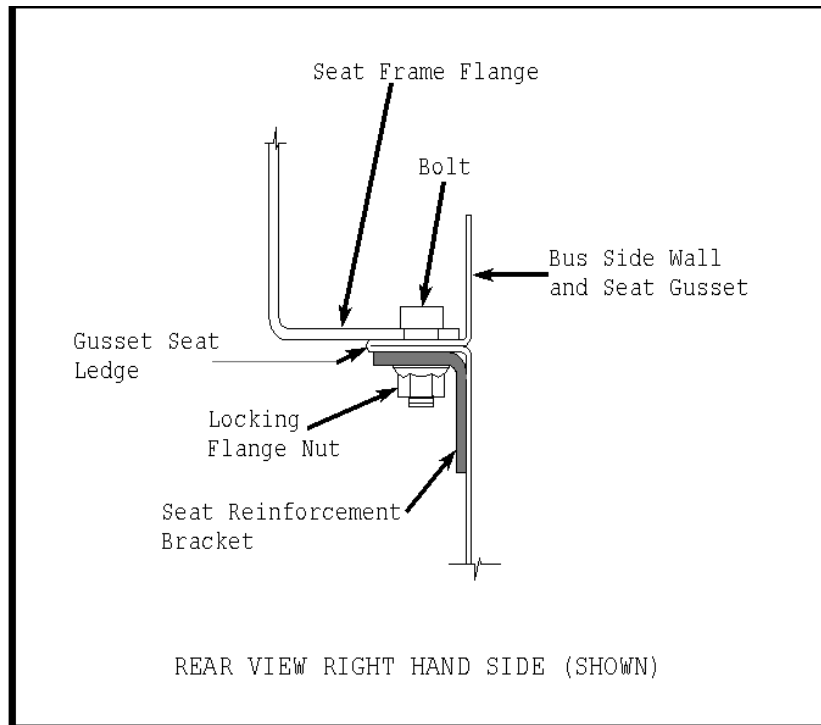
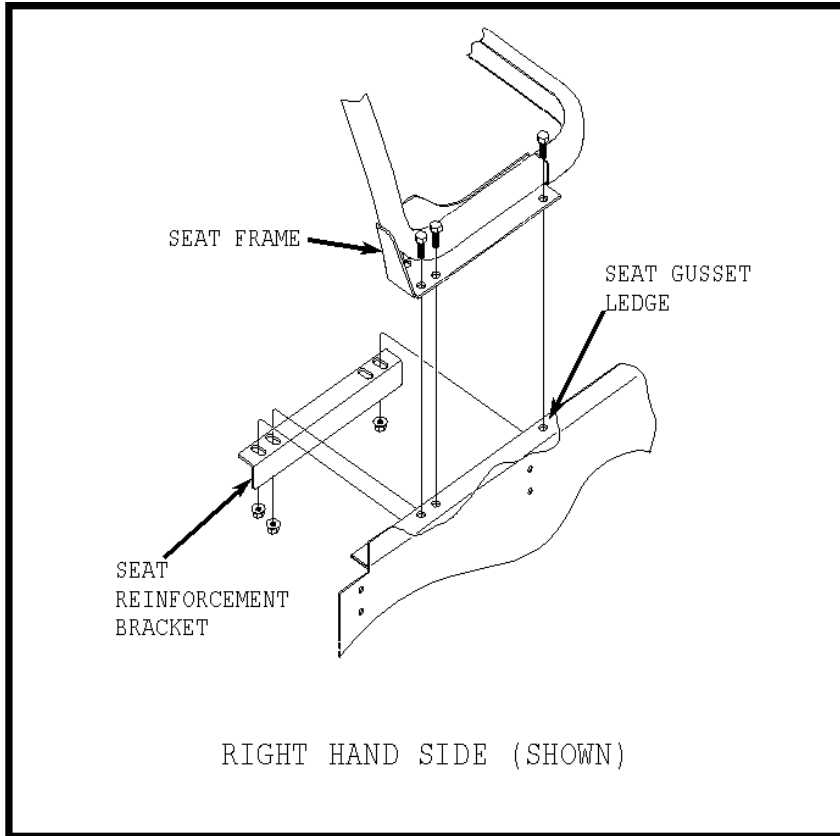
2. If hex head bolts are located in front and middle holes, do the following:

- a) Back drill 11/32" (0.343) diameter hole using rear hole in seat frame as a guide. Remove nuts from bolts located in front and middle holes. Place additional bolt (1032283) in hole drilled at rear of bracket. Install bracket (0007142) with three bolts (1032283) and nuts (0829390). Torque all fasteners to 18-20 ft. lbs. See page 2 of instructions for illustration of bracket installation.

3. If hex head or flange head bolts are located in front and rear holes, do the following:

- a) If location of bolt passes when checked with check gauge, no modifications are required.
- b) If location of bolt fails when checked with check gauge, back drill an 11/32" (0.343) diameter hole using middle hole in seat frame as a guide. Remove nuts from bolts located in front and rear holes. Place additional bolt (1032283) in middle hole. Install bracket (0007142) with three bolts (1032283) and nuts (0829390). Torque all fasteners to 18-20 ft. lbs. See page 2 of instructions for illustration of bracket installation.

The reinforcing bracket (0007142) should be installed as shown in the illustrations below.



**R99CN
AMENDED**

DATE: July 22, 1999

TO: U.S. DISTRIBUTORS

**SUBJECT: RECALL R99CN REVISION - SCHOOL BUS PASSENGER SEAT WALL
ATTACHMENT**

Blue Bird Body company has notified the National Highway Traffic Safety Administration of its intention to add additional units to Recall R99CN. Recall R99CN only affects Blue Bird TC/2000, Conventional, Micro Bird and Mini Bird model school buses manufactured at Mount Pleasant, Iowa from January 04, 1988 through January 04, 1999. The body serial numbers of the subject buses begin with the letter prefix "M".

The defect involves the passenger seat mounting at the seat ledge on the wall side of the seat. Blue Bird is conducting a recall to correct this defect. Subject buses must be modified according to the instructions provided with recall R99CN, copy attached.

If our records indicate affected units were delivered in your service area, a printout identifying affected units is enclosed. Distributors should verify correct owners and that complete shipping addresses are provided for each listed vehicle. If you have in your possession or have sold a vehicle that was purchased from another distributor that may be affected by this recall, please notify me at 912-822-2242.

Owners are being advised they may perform this work themselves or have the work performed by a local repair facility. They may also contact their Blue Bird distributor for assistance. The owner notification for R99CN will include reply sheets, which will permit the owner to request reimbursement directly from Blue Bird Body for units inspected and modified by the owner or a local repair facility. Approved reimbursements will be made to the owner.

For units modified by the distributor, warranty applications may be submitted to Blue Bird on BBOND using CBCLAIM in the WARRANTY menu. Select labor operation "A" for vehicles requiring inspection only and no seat required modification, for 0.4 hour labor allowance per bus. Select labor operation "B" for vehicles requiring inspection and seat modification for 0.5 hour labor allowance. If more than one seat required modification select "CHANGE" (in lieu of "FCLAIM") to add supplemental labor hours, rounded to the nearest "tenth-of-an-hour" (allowing 5 minutes per seat). Approved reimbursements will be made to the distributor.

Distributors are reminded of their responsibilities under section 154 of The National Traffic and Motor Vehicle Safety Act of 1991. Dealers are required to complete modifications/repairs on units in their inventory before delivering to the final owner. Reference Blue Bird Body Company Distributor Memo No. 42-92.

Questions regarding this recall campaign should be directed to me at (912) 822-2242.

Thank you,

Bill Coleman
Recall Administrator

July 29, 1999

Dear Blue Bird Owner:

On April 28, 1999 Blue Bird Body Company issued a recall campaign to owners of certain 1998 and 1999 model year school buses regarding the passenger seat wall attachment.

Since our original notification, Blue Bird has revised the affected units to include all Blue Bird TC/2000, Conventional, Mini Bird, and Micro Bird model school buses manufactured at Blue Bird's Mount Pleasant, Iowa plant from January 04, 1988 through January 04, 1999. The body serial numbers of the subject buses begin with the letter prefix "M".

A copy of the original notification amended to include the above parameters is enclosed. Any bus inspected under the original notification should not be re-inspected.

Should you have any questions regarding this matter, please contact me at 912-822-2242.

Sincerely,

Bill Coleman
Recall Administrator

**R99CN
AMENDED**

July 29, 1999

Dear Blue Bird Owner:

This notice is sent to you in accordance with the requirements of the National Traffic and Motor Vehicle Safety Act.

Blue Bird Body Company has determined that a defect which relates to motor vehicle safety exists in certain Blue Bird TC/2000, Conventional, Mini Bird, and Micro Bird model school buses manufactured at Blue Bird's Mount Pleasant, Iowa plant from January 04, 1988 through January 04, 1999. The body serial numbers of the subject buses begin with the letter prefix "M". Blue Bird is conducting a recall to correct this defect.

The defect involves the attachment of the passenger seat at the wall side of the seat. The wall side attaching bolt may have been inadvertently installed too close to the edge of the seat ledge and in the wrong attaching hole, resulting in weakening of the seat ledge at the attachment points. Blue Bird Body Company's evaluation of the risk to motor vehicle safety reasonably related to this defect is the possibility that in the event of severe frontal impact the rear attaching bolt may separate from the seat ledge and present a risk to occupants. You should have this condition corrected immediately.

Your Blue Bird bus (es) affected by recall R99CN are identified by body serial number(s) on the enclosed reply sheets. If you no longer own the subject bus (es), please complete the appropriate section of the pink reply sheet and return to Blue Bird in the enclosed pink postage prepaid envelope.

You must inspect each seat wall attachment for the following and record the data on the enclosed inspection sheets for Recall R99CN.

- a. Type of bolt used (see instructions)
- b. Hole location of rear bolt (see instructions)
- c. Position of bolt to edge of seat ledge (Pass/Fail-see instructions)

A Pass/Fail check gauge is included with this notification to determine position of attaching bolt to edge of seat ledge. Instructions for using the check gauge are enclosed. **A separate inspection sheet is to be used for each bus inspected.** You may make copies of the inspection sheets if needed.

When inspections are completed return the inspections sheets to:

Blue Bird Body Company
P.O. Box 937
Fort Valley GA 31030
Attn: Recall Administrator

Modification parts will be shipped “No Charge” to you via UPS. Instructions for installing modification parts are attached.

You may perform the inspections and modifications yourself or have the work done by a qualified repair facility convenient to you. You may contact your Blue Bird distributor for assistance. To obtain reimbursement for labor complete the enclosed **pink** reply sheet provided and return to Blue Bird in the enclosed pink postage prepaid envelope. Time required to perform recall R99CN is five (5) minutes per seat.

Important: Your prompt return of the pink reimbursement sheet, complete with the correct Body Serial Numbers, permits Blue Bird to update the record indicating recall has been completed and prevents the mailing of a second notice. This is much appreciated. We regret any inconvenience this may have caused.

If Blue Bird Body Company should fail to or is unable to remedy this condition without charge to you, you may contact:

**ADMINISTRATOR
NATIONAL HIGHWAY TRAFFIC SAFETY ADMINISTRATION
WASHINGTON, D.C. 20590**

or you may call The National Highway Traffic Safety Administration toll free at:

1-800-424-9393

Washington D.C. residents may call: 202-366-0123.

Questions regarding this recall campaign should be directed to me at (912) 822-2242.

Thank you,

Bill Coleman
Recall Administrator